



PREPARATORY ACTIVITY

- Tell a personal story to the children about something that has happened to you and your car, for example an accident you have had, or running out of petrol (make one up if you have to). Then ask the children if they have any funny stories about their cars, or friends' cars.

WORD SORTS

- Place out the single picture of a car, or find a photo of a car from a magazine advertisement. Put it in the middle of the group and ask the children to name all the things they can think of that have wheels, and then the different parts of a car. Then ask the group to think of all the places you can go in a car. Finally, think of some places you can't go in a car.
- Enlarge the drawing of a car to A3 and copy onto card, then cut it into pieces to make a jigsaw puzzle. Put the pieces in front of the group, shuffled, and turned face down on the table. Explain to the children that you are thinking of buying a new car. Encourage the children to think of things you will have to look at in a new car; e.g. colour and how fast it goes. Each time a child thinks of something, let them turn over a piece of the puzzle and gradually put the puzzle together.

SENTENCE ACTIVITY

MAIN IDEA:

Sentences provide details and description of people's ideas, thoughts and opinions.

- Place out the four sequence pictures of a car. Discuss what is happening in each picture. Encourage the children to talk around the theme of each picture as much as possible, and extend their ideas and their language into descriptive words by asking leading questions.

For example - "What did the car look like before the man washed it?" "How did it look after?"

- Then model elaborated descriptive sentences which put all the information together.

For example - "After the carwash, the filthy, dirty car was gleaming and glistening."

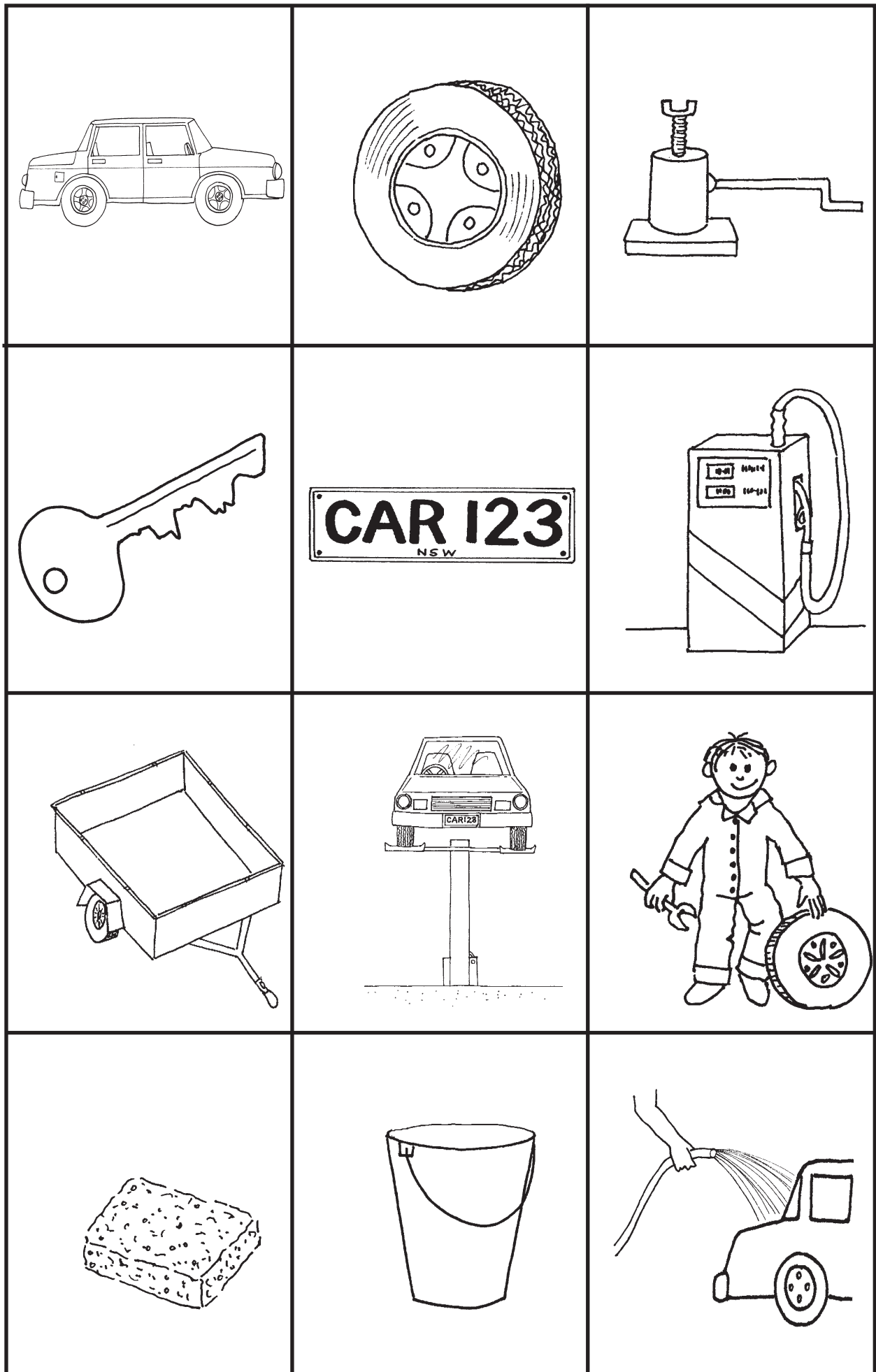
- Collect several pictures of different cars and place them in front of the group. Ask the children to help you make up some describing sentences that will help to sell these cars. Remind the children to think up some words that will really make people want to buy the cars. Use a sentence expanding strategy to help the children develop longer and more complex sentences, with adjectival phrases and descriptive clauses.



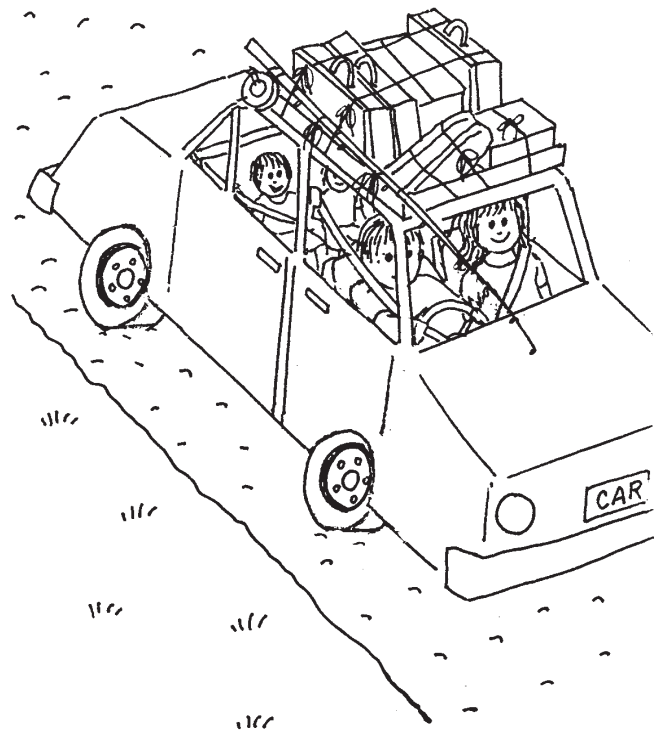
For example - This beautiful, sleek, red sports car with a very powerful engine, will drive smoothly and quickly.



****Read some real advertisements for cars from the newspaper to see how other people describe cars.**

TEXT ACTIVITY

- Put out the picture of a car and a train. Point out that there are some things that are the same, and some things that are different about a car and a train. As children come up with their suggestions, put the ideas into grammatical, elaborated sentences. Encourage discussion between the children to compare and contrast the two items.
- Play a game of Tic Tac Toe. Each time one player places a token, she has to say something that is the same about a car and a train. The other player on his turn, has to say something that is different.







TIC TAC TOE

